

**BITES**

Highway Division

**CLASSIFIED TRAFFIC VOLUME COUNT SURVEY**

Consultancy Service for Preparation of Base-line Master Plan with Digital Map and Strategic Option Study for Prioritization for Development of State Highway Network in West Bengal



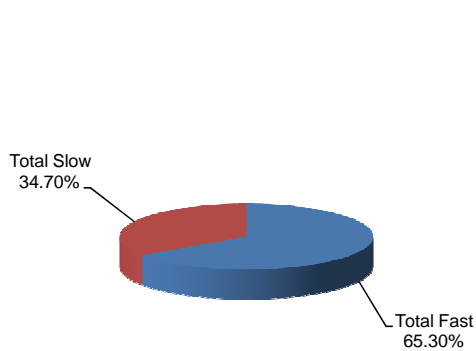
WBHDCL

**SUMMARY SHEET**

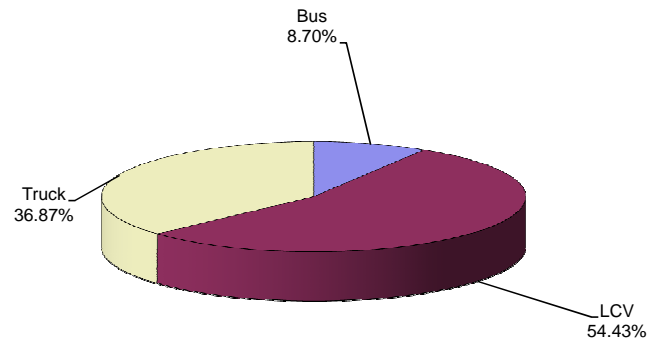
Road Name: SH-2 Section- 17 : Kholapota More SH3 Jn., Basirhat to Chowrangi Market, Taki Station No: TVC-3 Date : 9-Feb-2015 to 11-Feb-2015  
 Location : near Taki Weather: Sunny

TIME	Bothways traffic																					
	Two Wheeler	Three Wheeler/ Auto Rickshaw	Car/Jeep/ Taxi /Motor Van/Tata Magic	Tracker/ Public Van (Motorised)/ Agricultural Tractor	BUS		LCV (Light Commercial Vehicles)/ Tempo/Mini Truck	Truck				Agricultural Tractor with Trailer	Total Fast	Slow Moving Vehicle					Others (Plz. Specify)	Total Traffic in Nos	Total Traffic in PCU	Total Commercial Vehicle (LCV+Bus+ Truck)
					Mini	Standard		2-Axle	3-Axle	More than 3-Axle	Arctic/ Semi Arctic (Truck-trailer)			Cycle	Cycle Rickshaw w/ Cycle Van	Animal Drawn Carts	Hand craft	Total Slow				
9-Feb-15	1591	556	711	0	30	32	370	192	82	1	0	7	3572	1474	378	0	0	1852	3	5424	5110	677
10-Feb-15	1677	444	636	2	33	17	331	164	50	1	1	5	3361	1479	305	4	0	1788	6	5149	4558	564
11-Feb-15	1645	447	615	3	34	20	330	140	66	2	1	4	3307	1537	265	0	0	1802	5	5109	4443	559
ADT	1638	482	654	2	32	23	344	165	66	1	1	5	3413	1497	316	1	0	1814	5	5227	4703	600
Percentage (%) of total traffic	31.34	9.22	12.51	0.04	0.61	0.44	6.58	3.16	1.26	0.02	0.02	0.10	65.30	28.64	6.05	0.02	0.00	34.70	0.10			11.48

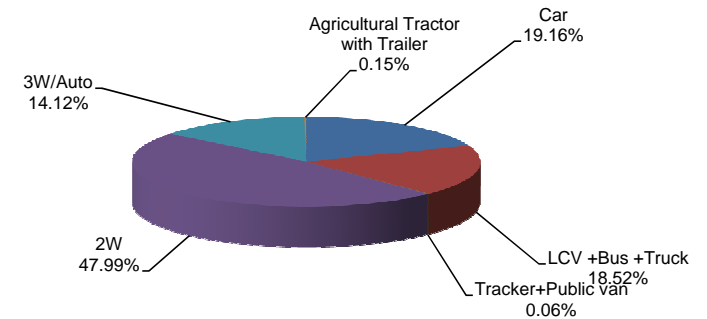
**Pie Chart Showing Traffic Composition**  
Location: TVC-3, near Taki



Traffic Composition of all Vehicle



Composition of Commercial Vehicles



Composition of all Fast Moving Vehicles